

SPRING OUTING

Tuesday 14th May 2019

Haslemere
Gardening
Society

Standen House and Gardens, West Sussex

Standen House and Gardens is an idyllic location with views across the Sussex countryside. The 12-acre hillside garden showcases year-round seasonal highlights and an award-winning plant collection. On the wider estate, footpaths lead out into the woodlands and Ashdown Forest. The very attractive gardens are set on a hillside overlooking the Ashdown Forest. The views across the Forest are exceptional.




Standen Gardens feature notable highlights, including the Quarry Garden, South Garden Terrace, and the renowned Top Terrace, constructed in 1910. Many of the plants were selected by Margaret Beale, a respected horticulturist of the 1920s, who maintained a detailed garden diary. As a result, the history of Standen Garden is thoroughly documented. In spring, the gardens display rhododendrons, camellias, azaleas, and seasonal bulbs, while summer brings an array of roses, herbaceous borders, flowering shrubs, and produce from the Kitchen Garden.


Currently, Standen is managed by the National Trust and is open to the public for most of the year. The National Trust has also acquired adjacent Standen Wood to assist in restoring Mr Beale's original estate; this woodland is now preserved as a wildlife sanctuary.


Standen's hillside gardens are among Sussex's foremost examples of Arts & Crafts landscaping. Carefully designed layouts integrate seamlessly with naturalistic planting and expansive vistas over Ashdown Forest. Their distinctive character reflects a rich heritage, beginning with Philip Webb's vision in the 1890s, refined by Margaret Beale's plant choices, and subsequently restored under the National Trust's stewardship. The garden's design embodies the Arts & Crafts principles, utilising local materials and geometric lines softened by informal planting and a succession of unique "garden rooms." Terraces constructed into the hillside provide outstanding views, with the Top Terrace from 1910 acclaimed for its panoramas.

Features such as yew hedges, trellises, pergolas, and stonework impart structural definition, while the diverse palette of foliage and carefully coordinated colours ensures sustained visual interest. The Quarry Garden, sculpted into the former quarry, offers tranquillity through layered planting, shade-tolerant shrubs, ferns, and evocative stone elements. The South Garden Terrace is spacious, showcasing bulbs, azaleas, and rhododendrons in spring and robust herbaceous displays during summer. The Top Terrace elevates the formal gardens up the slope, providing some of the most remarkable views on the estate. The kitchen garden, established by the Beale family in the early **1890s, continues to supply fresh produce and flowers for the café and decorative arrangements** throughout the house.

Margaret Beale's expertise was instrumental in shaping the gardens, and her meticulous records have ensured that Standen's development is particularly well chronicled within Britain's Arts & Crafts heritage. Throughout spring, visitors can observe vibrant displays of rhododendrons, camellias, azaleas, and bulbs, while summer features abundant roses, lush borders, and flowering shrubs. The broader estate originated from three farms purchased in 1890, with initial tree and shrub planting commencing the following year. This area includes Standen Wood, now managed as a wildlife sanctuary by the National Trust, reflecting the Beale family's original intentions and offering woodland trails connected to Ashdown Forest. Collectively, these gardens represent a distinguished example of the Arts & Crafts movement in Britain, demonstrating the integration of architecture, interiors, and landscape to create a cohesive environment.







Website: <https://www.nationaltrust.org.uk/standen-house-and-garden>
Telephone: 01342 323029